

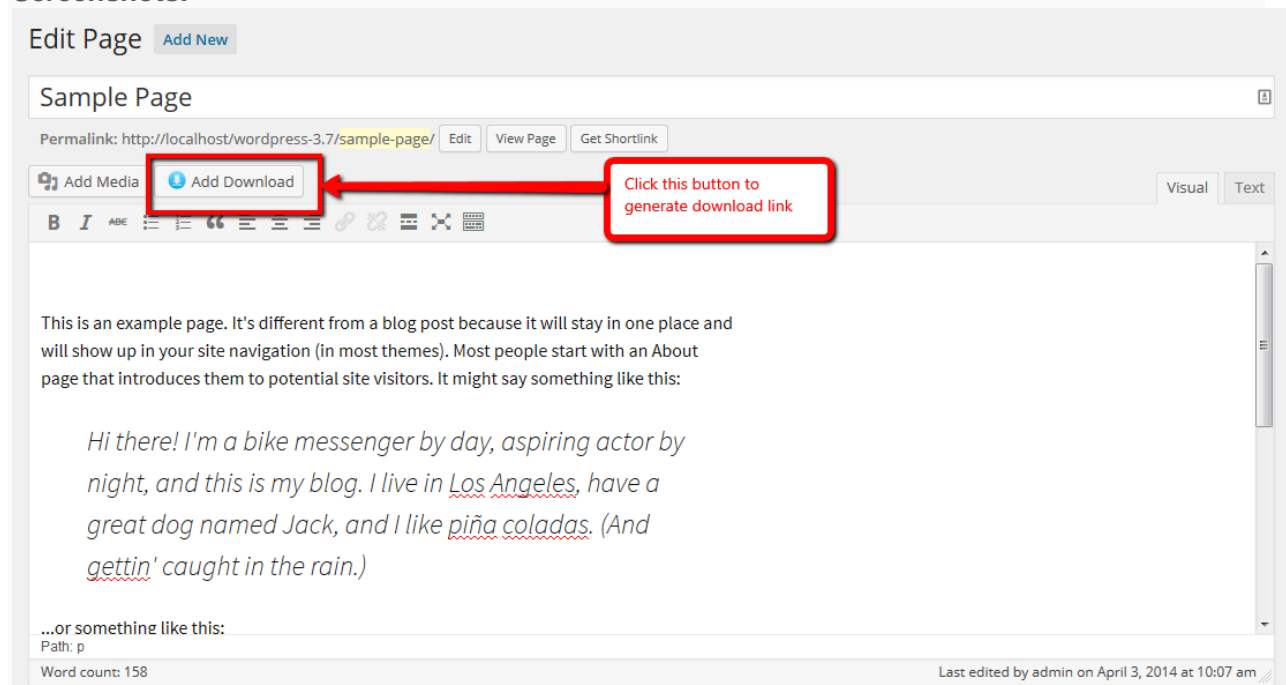
# Simplest way to add download links into your posts/pages.

The plugin that will let admin user to add download links to any posts/pages in simplest way and hassle free. Allows all your site visitors to download any files from your website without any user restriction.

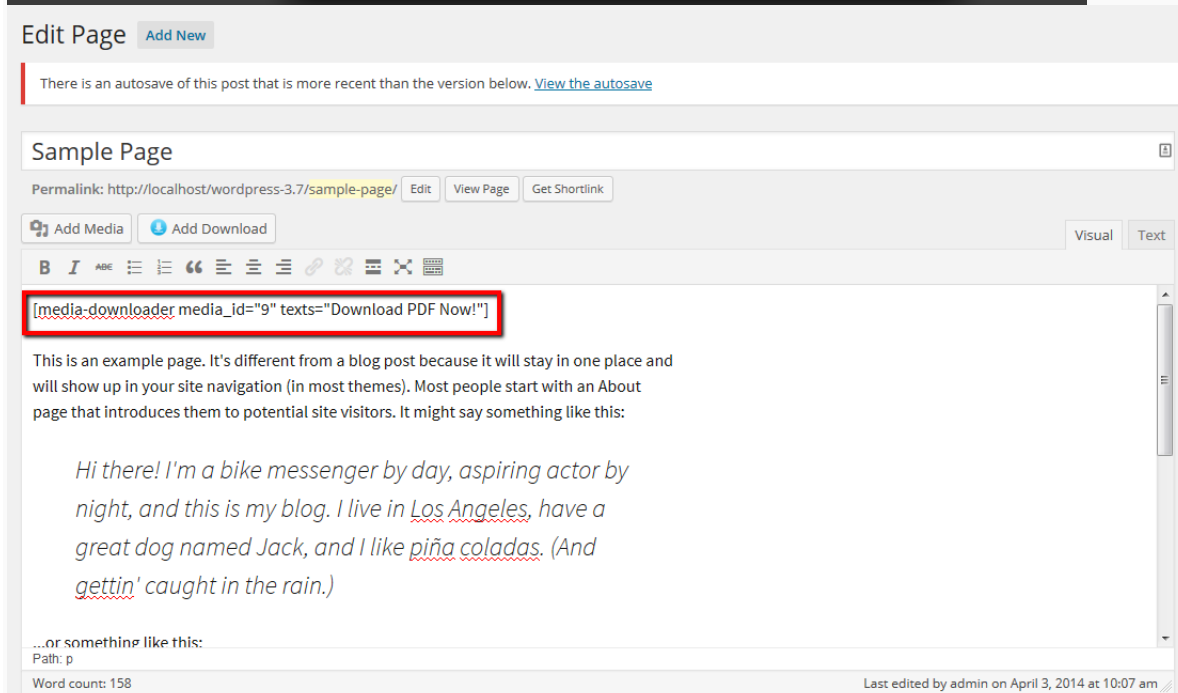
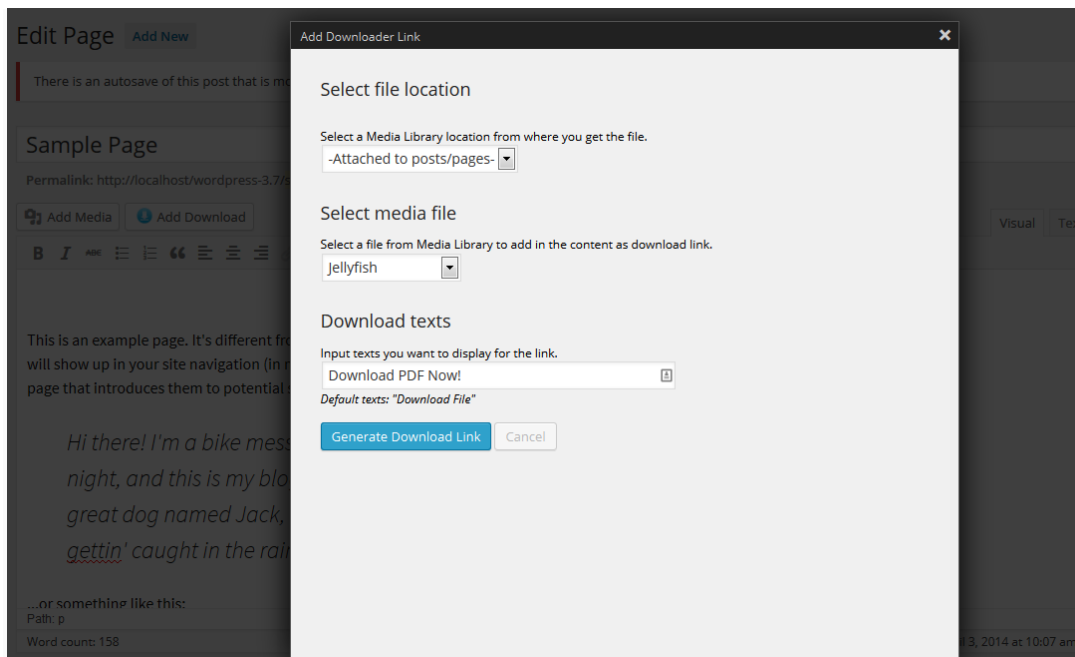
## Features:

- Downloader button is available in your admin content editor.
- Button is available for post, page & post type
- Insert download links via shortcode to any posts or pages
- Allow users to directly download in all file formats for free
- No file size limit for downloads.

## Screenshots:



The screenshot displays the WordPress 'Edit Page' interface. At the top, there are buttons for 'Edit', 'View Page', and 'Get Shortlink'. Below these is the 'Add Media' section, which includes a red-bordered button labeled 'Add Download'. A red arrow points from a text box to this button. The text box contains the instruction: 'Click this button to generate download link'. The main content area shows a sample page with the following text: 'This is an example page. It's different from a blog post because it will stay in one place and will show up in your site navigation (in most themes). Most people start with an About page that introduces them to potential site visitors. It might say something like this: *Hi there! I'm a bike messenger by day, aspiring actor by night, and this is my blog. I live in Los Angeles, have a great dog named Jack, and I like piña coladas. (And gettin' caught in the rain.)* ...or something like this:'. At the bottom, it shows 'Path: p' and 'Word count: 158'. The footer indicates 'Last edited by admin on April 3, 2014 at 10:07 am'.



## Usage:

Create a new post/page and click the 'Add Download' button from the content editor, then generate the shortcode below:

```
[media-downloader media_id="9" texts="Download Now!"]
```

Media id is automatically added from your media library.

Here are the all the available parameters when generating shortcode for file download:

#### **\*\*texts\*\***

If you choose to leave the texts parameter empty, then it be defaulted to 'Download File'.

#### **\*\*image\_url\*\***

You can also use image/button as your download link. If you supplied this parameter, then **\*\*texts\*\*** parameter will be replaced by this image.

```
[media-downloader media_id="9" image_url="http://domain.com/wp-content/themes/images/button.png"]
```

#### **\*\*class\*\***

You can add class to your download link either a texts or image button. This is useful if you want to apply your own style.

```
[media-downloader media_id="9" texts="Download PDF" class="download-pdf"]
```

#### **\*\*display\_filesize\*\***

You also have an option to display the size of the file. Just set it to 'yes'

```
[media-downloader media_id="9" texts="Download PDF" display_filesize="yes"]
```

[Download Simple File Downloader from WordPress plugin directory.](#)